CROFENDER · INSTALLATION GUIDE

How to attach CROFENDER to a boat fender



For sailboats and yachts · 5 simple steps



Thread the line from beneath the clip through the eyelet. In upward direction (for mounting on



Tie a stopper knot at the end portion of the threaded line.



Run the line to the desired position of the fender in respect of the clip. Close the clip.

boat fence rail or lifeline).



Put the fender holder at a desired position on the boat fence. By simple fingertip movements slide the fender holder along the boat fence as necessary.



Put the mechanism in the slot and then click it in order to secure the Crofender from moving.



DONE. FENDER SECURED ON THE RAIL.